

BAE SECURA PVS BLOCK solar

Technical Specification for Vented Lead-Acid Batteries (VLA)



1. Application

BAE PVS Block solar batteries are low maintenance and used to store electric energy in small solar photovoltaic installations.

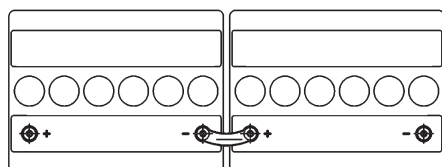
2. Technical data (Reference temperature 20°C)

Type	C _{1h} Ah	C _{10h} Ah	C _{20h} Ah	C _{72h} Ah	C _{100h} Ah	C _{120h} Ah	C _{240h} Ah	R _i 1) mΩ	I _k 2) kA	Length mm	Width mm	Height mm	Weight (dry) kg	Weight (filled) kg
Ue (100 %)/Vpc	1.65	1.80	1.80	1.80	1.80	1.80	1.80							
Ue (80 %)/Vpc	1.80	1.91	1.91	1.91	1.91	1.91	1.91							
12V 1 PVS 70	33.3	57.2	65.0	73.4	74.3	74.7	76.5	19.20	0.64	272	205	385	29.5	41.0
12V 2 PVS 140	64.2	110	124	140	142	142	146	9.60	1.28	272	205	385	38.0	47.6
12V 3 PVS 210	99.9	172	195	220	223	224	229	6.40	1.92	380	205	385	51.0	69.4
6V 4 PVS 280	133	229	260	293	297	298	307	2.40	2.56	272	205	385	33.0	46.5
6V 5 PVS 350	167	286	326	367	371	373	384	1.92	3.20	380	205	385	41.7	60.4
6V 6 PVS 420	200	343	390	441	446	448	460	1.60	3.84	380	205	385	48.5	66.5

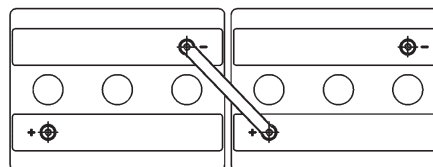
BAE SECURA PVS BLOCK solar batteries as dry charged version are marked with "TG". E.g. 12V 3 PVS 210 TG

1) R_i and 2) I_k values according to IEC 60896-11

3. Terminal position



12V 1 PVS 70 to 12V 3 PVS 210



6V 4 PVS 280 to 6V 6 PVS 420

Terminals are designed as female poles with brass inlay M10 for insulated solid copper connectors with cross-section 90, 150 or 300 mm² or flexible insulated copper cables with cross-section 25, 35, 50, 70, 95 or 120 mm².

Technical Specification of BAE *SECURA PVS BLOCK solar*

4. Design

positive electrode	tubular - plate with a polyester gauntlet and solid grids in a corrosion-resistant PbSb1.6SnSe - alloy
negative electrode	grid - plate in a low antimony alloy with long life expander material
separation	microporous separator
electrolyte	sulphuric acid with a density of 1.24 kg/l at 20 °C
container	high impact, transparent SAN (Styrol-Acrylic-Nitrile), UL-94 rating: HB
lid	high impact, SAN in dark grey colour, UL-94 rating: HB
plugs	labyrinth plugs for arresting aerosol, optional ceramic plugs or ceramic funnel plugs according to DIN 40740
pole-bushing	100% gas- and electrolyte-tight, sliding, plastic-coated "Panzerpol"
kind of protection	IP 25 regarding DIN 40050, touch protected according to VBG 4

5. Installation

BAE SECURA PVS BLOCK solar batteries are designed for indoor applications.

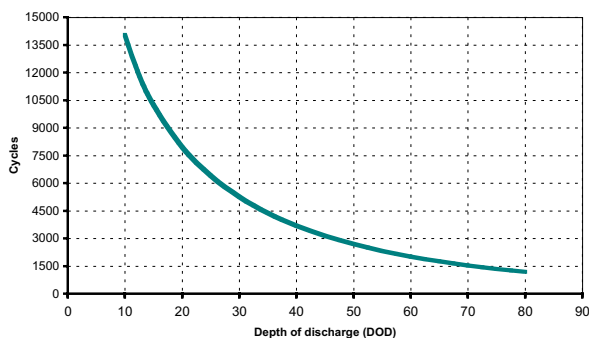
6. Maintenance

every 6 months	check battery voltage as well as temperature
every 12 months	check of mechanical and electrical connections, record battery cell voltage as well as temperature
every 3 years	average water-refilling interval (depending on utilization and ambient temperature)

7. Operational data

depth of discharge (DOD)	restricted to 80 % according to final voltage per cell and discharge time as per Item 2, deep discharges of more than 80 % DOD have to be avoided
charge current	may vary from $5 \times I_{10}$ down to $0.01 \times I_{10}$
charge voltage	restricted from 2.30 V to 2.40 V per cell
• DOD per day < 20 % C_{10}	2.30 V – 2.35 V per cell
• DOD per day > 20 % - 30 % C_{10}	2.35 V – 2.40 V per cell
• DOD per day > 30 % C_{10}	to prevent electrolyte stratification, a gassing recharge must be carried out according to BAE operating instructions
adjustment of charge voltage	no adjustment necessary if battery temperature is between 10 °C and 30 °C in the monthly average, otherwise $\Delta U/\Delta T = -0.003 \text{ Vpc/K}$
recharge to 100 %	within a period of one up to 4 weeks
IEC 61427 cycles	test is still running, currently 2100 cycles (A+B) reached
operational temperature	-20 °C to 55 °C, recommended temperature range 10 °C to 30 °C
self-discharge	approx. 3 % per month at 20°C

8. Number of cycles as function of DOD (Depth of discharge)



9. Transport

Batteries are not subject to ADR (road transport), if the conditions of special rule 598 (chapter 3.3) are observed.

10. Standards

Test standard	IEC 60896-11, IEC 61427
Safety standard, ventilation	EN 50272-2



BAE Batterien GmbH
 Wilhelminenhofstraße 69/70
 12459 Berlin · Germany
 P.O. Box 9 · 12442 Berlin
 Tel. +49 30 53001-0
 Fax +49 30 5354949
 E-mail: info@bae-berlin.de
 www.bae-berlin.de